



E SERIES BACKHOE LOADER PARTS REFERENCE GUIDE

BUILT FOR IT.™




» PROTECT YOUR INVESTMENT WITH GENUINE CAT® PARTS

Thank you for selecting the Cat® E Series Backhoe Loader.

This guide is designed to provide you with a quick reference for the parts and part numbers you need to keep your Cat Backhoe Loader running at peak efficiency.

MAINTENANCE

Proactive preventative maintenance extends the life of your machine and protects your investment. Only Caterpillar knows Cat equipment's filtration and lubrication requirements and offers parts kits to match your machine's maintenance cycles.

SCHEDULED MAINTENANCE PARTS	
	GREASES
	PLANNED MAINTENANCE KITS


REPLACEMENT PARTS

Proper maintenance minimizes the need for repair and replacement. In the event that replacement parts are required, the use of genuine Cat parts helps maximize machine performance and maintains high resale value.

MINOR REPAIR PARTS	
	MIRRORS AND LIGHTS
	CAB GLASS
OCCASIONAL REPAIR PARTS	
	BATTERY
	ENGINE PARTS
	WEARPADS AND SHIMS

GREASES E Series

	STANDARD MAINTENANCE GREASES		
Previous Cat Product Name	Cat Ultra5 Moly #1	Cat Ultra5 Moly #2	Cat Advanced 3 Moly
Current Cat Product Name	Cat Extreme Application Grease 1	Cat Extreme Application Grease 2	Cat Prime Application Grease
Grade (NLGI)	1	2	2
Melting point (deg C)	260	260	260
Ambient Temperature (deg C)	-35 to +40	-30 to +50	-20 to +40
Base Oil Type	Mineral	Mineral	Mineral
Color	Dark Gray	Dark Gray	Dark Gray
Cartridge (390 g / 14 oz)	452-5996	452-6001	452-6006
Plastic Pail (5 kg / 11 lb)	–	–	–
Plastic Pail (16 kg / 35 lb)	452-5999	452-6004	452-6009
Keg (55 kg / 120 lb)	452-5998	452-6003	452-6008
Drum (180 kg / 400 lb)	452-5997	452-6002	452-6007
			

GREASES FOR UNIQUE APPLICATIONS AND ENVIRONMENTS			
Cat Arctic Platinum	Cat Desert Gold	Cat Multipurpose	Hammer Paste
Cat Extreme Application Grease - Arctic	Cat Extreme Application Grease - Desert	Cat Utility Grease	
0	2	2	2
230	280	260	230
-35 to +40	-30 to +50	-30 to +40	-20 to +1100
Semi-Synthetic	Mineral	Mineral	Mineral
Dark Gray	Dark Gray	Blue	Bronze
452-7459	452-6016	452-6011	130-6951
–	–	–	133-8807
452-6020	452-6019	452-6014	–
452-7461	452-6018	452-6013	–
452-7460	452-6017	452-6012	–
			

PLANNED MAINTENANCE KITS

500 Hour	Backhoe Loader		Engine Oil/Filter Change		Air Filter		Fuel Filter Change		Transmission Filter Change		Lubricate Machine	Hydraulic Filter Change
	Sales Model	Serial Number	Filter Element	Oil Qty (L) DEO-ULS™	Primary Element	Secondary Element	Primary Element	Secondary Element	Filter Element	Seal	Prime Application Grease	Filter Element
	416E	SHA, BWC, LMS	7W-2326	8	293-4053		361-9554	131-1812	471-7003	5P-6718	452-6006	465-6505
	420E	KMW, HLS, PHC, PRA, DAN, DJL	7W-2326	8	293-4053		361-9554	131-1812	471-7003	5P-6718	452-6006	465-6505
430E	DDT, EAT, SCD, RLN, MXB, SWC	7W-2326	8	293-4053		361-9554	131-1812	471-7003	5P-6718	452-6006	465-6505	

1,000 Hour	Backhoe Loader		Engine Oil/Filter Change		Air Filter		Fuel Filter Change		Cabin Air		Hydraulic Filter Change
	Sales Model	Serial Number	Part No.	Oil Qty (L) DEO-ULS™	Primary Element	Secondary Element	Primary Element	Secondary Element	Recirculating Element	Fresh Air Element	Filter Element
	416E	SHA, BWC, LMS	7W-2326	8	293-4053	227-7449	361-9554	131-1812	211-2660	211-2661	465-6505
	420E	KMW, HLS, PHC, PRA, DAN, DJL	7W-2326	8	293-4053	227-7449	361-9554	131-1812	211-2660	211-2661	465-6505
430E	DDT, EAT, SCD, RLN, MXB, SWC	7W-2326	8	293-4053	227-7449	361-9554	131-1812	211-2660	211-2661	465-6505	

Lubricate Machine	Transmission Filter Change		Front Differential Oil Change		Front Final Drive Oil Change (each side)		Rear Differential Oil Change			Rear Final Drive Oil Change (each side)	
Prime Application Grease	Filter Element	Seal	Oil Qty (L) TDTO	O-Ring	Oil Qty (L) TDTO	O-Ring	Oil Qty (L) TDTO	O-Ring	Additive	Oil Qty (L) TDTO	O-Ring
452-6006	471-7003	5P-6718	11	(2) 6V-6228	1	6V-6228	17	(2) 6V-6228	197-0017	2	6V-6228
452-6006	471-7003	5P-6718	11	(2) 6V-6228	1	6V-6228	17	(2) 6V-6228	197-0017	2	6V-6228
452-6006	471-7003	5P-6718	11	(2) 6V-6228	1	6V-6228	17	(2) 6V-6228	197-0017	2	6V-6228

2,000 Hour	Backhoe Loader		Engine Oil/Filter Change		Air Filter		Fuel Filter Change		Cabin Air		AC Receiver	Lubricate Machine	Hydraulic Tank
	Sales Model	Serial Number	Filter Element	Oil Qty (L) DEO-ULS™	Primary Element	Secondary Element	Primary Element	Secondary Element	Recirculating Element	Fresh Air Element	Dryer	Prime Application Grease	Breather
	416E	SHA, BWC, LMS	7W-2326	8	293-4053	227-7449	361-9554	131-1812	211-2660	211-2661	283-4236	452-6006	9R-9925
	420E	KMW, HLS, PHC, PRA, DAN, DJL	7W-2326	8	293-4053	227-7449	361-9554	131-1812	211-2660	211-2661	283-4236	452-6006	9R-9925
430E	DDT, EAT, SCD, RLN, MXB, SWC	7W-2326	8	293-4053	227-7449	361-9554	131-1812	211-2660	211-2661	283-4236	452-6006	9R-9925	

Hydraulic Oil/Filter Change		Transmission Oil Change				Front Axle	Front Differential Oil Change		Front Final Drive Oil Change (each side)		Rear Axle	Rear Differential Oil Change			Rear Final Drive Oil Change (each side)	
Filter Element	Oil Qty Hydo Adv 10 (L)	Filter Change	Oil Qty (L) TDTO	Seal	Breather	Breather	Oil Qty (L) TDTO	O-Ring	Oil Qty (L) TDTO	O-Ring	Breather	Oil Qty (L) TDTO	O-Ring	Additive	Oil Qty (L) TDTO	O-Ring
465-6505	42	471-7003	19	5P-6718	7T-3251	253-5024	11	(2) 6V-6228	1	6V-6228	197-9155	17	(2) 6V-6228	197-0017	2	6V-6228
465-6505	42	471-7003	19	5P-6718	7T-3251	253-5024	11	(2) 6V-6228	1	6V-6228	197-9155	17	(2) 6V-6228	197-0017	2	6V-6228
465-6505	42	471-7003	19	5P-6718	7T-3251	253-5024	11	(2) 6V-6228	1	6V-6228	197-9155	17	(2) 6V-6228	197-0017	2	6V-6228

MIRRORS AND LIGHTS E Series

Mirror Location	Notes	Part Number
Rearview	External	123-6620
Bracket	RH	159-7106
Bracket	LH	159-7105
Rearview	Internal	199-0929

Lamp Type	Notes	Part Number	
Flood Lamp	Front & Rear	105-8069	
	Bulb	55w/12v	9W-0607
Lamp (Head & Signal)	RH	212-9357	
	LH	212-9357	
Beacon (Warning)	Bulb	55w/12v (Head)	9W-3324
	Bulb	21w/12v (Signal)	5G-3244
	Bulb	5w/12v (Clear)	100-3426
Lamp (Signal & Stop)	Roof mounted	180-3664	
	Bulb	55w/12v (Beacon)	9X-8118
Lamp (Signal & Stop)	Rear	9W-3326	
	Bulb	12v (Stop)	7S-1800
	Bulb	21w/12v (Signal)	3C-4883



CAB GLASS E Series

Position	Part Number
Windscreen (Top)	205-9607
Windscreen (Bottom RH)	205-9606
Windscreen (Bottom LH)	205-9605
Door (Top LH)	205-9587
Door (Bottom LH)	205-9588
Door (Top RH)	205-9597
Door (Bottom RH)	205-9598
Rear (Bottom LH)	205-9622
Rear (Top LH)	205-9621
Rear (Bottom RH)	205-9631
Rear (Top RH)	205-9630
Rear Glass (Top Section)	229-0309
Rear Glass (Bottom Section)	229-0308



BATTERY E Series

Part Number	Voltage	CCA (Amps)	Capacity (AH)	Type	Service Interval (Hours)	Length (mm)	Width (mm)	Height (mm)
230-6368	12	880	-	Wet	-	304	191	192




ENGINE PARTS E Series

Engine Model				Starter		Alternator	Water Pump		Fuel Pump		Turbo		Fuel Injector	
Sales Model	Engine Power	Serial Prefix	Engine Arrangement Number	New	Reman	New	New	Gasket Set	New	Reman	New	Reman	New	Reman
416E	56KW / 75BHP	SHA	245-6841	465-6505	303-5795	346-9824	225-8016	247-0144	266-3712	10R-9699	-	-	266-6830	20R-0476
	70KW / 94BHP	LMS	321-7704	143-0539		383-2557	355-2252	-	326-8993	-	315-9721	20R-4005	315-3381	-
		BWC	322-0590				225-8016	274-4962	10R-9707	237-3786	10R-9577	236-1674	20R-0471	
	69KW / 92BHP	SHA	320-8414				354-1672	266-3712	10R-9699	-	-	266-6830	20R-0476	
56KW / 75BHP	LMS	322-1922	346-9824		225-8016									
420E	69KW / 92BHP	LMS	322-1923	143-0539	383-2557	354-1672	247-0144	249-9226	10R-9721	237-3786	10R-9577	236-1674	20R-0471	
		HLS, KWM	320-8414			225-8016		274-4962	10R-9707					
416E, 420E	69KW / 92BHP	SHA, HLS, KWM	323-5725	143-0539	383-2557	354-1672	247-0144	274-4962	10R-9707	237-3786	10R-9577	236-1674	20R-0471	
			325-5121											354-1672

All Models	Thermostat	Auxiliary Drive Belt			
		With AC		Without AC	
		Drive Belt	Tensioner	Drive Belt	Tensioner
	254-2267	212-9353	377-9087	324-3408	377-9082

WEARPADS AND SHIMS E Series

Function	Notes	Part Number
Stabilizer	Rock guard option	188-3953
E-Stick	Nose (wedge)	217-1577
	Top	226-9764
	Side (pucks)	233-5169
	Shim (1 mm)	233-5166
	Shim (2 mm)	233-5167
	Head (wedge)	289-9426



COMMON GROUND ENGAGING TOOLS

E Series

Edge Group - Bolt On	9R-5321
Edge - Cutting	9W-8215
Bolt - Plow	3F-5108
Nut - Full	4K-0367
Washer - Hard	8T-4122
Tooth Group - Bolt On	9R-5866
Tooth - Uni (Double strap)	135-8203
Tooth - Uni (Single strap)	132-4720
Bolt - Plow	4F-3657
Nut - Full	4K-0367
The following tips are DRS230 size	
Pin - GET	201-1238
Retainer Assembly	201-1239
Tip - Penetration	208-5235
Tip - Chisel	208-5232
Tip - Soil	208-5234
Tip - Long	208-5236
Tip - Twin Sharp	208-5237
Tip - Sharp	208-5239
Tip - Wide	208-5240
Adapter - Weld on (For use with Rock Buckets)	201-1234
Adapter - 25mm (Soil excavation edges)	253-0234
Adapter - Weld on	201-1235



Ground engaging tools labeled as a group include mounting hardware.

QUICK DISCONNECTS

Get the most out of your Cat E Series Backhoe Loader with a wide range of hydraulic work tool attachments that can be easily interchanged with Quick Disconnects. Contact your Cat dealer for a complete list of all available attachments.

Function	Push to connect			
	Male	Cap	Female	Cap
Loader	195-6526	152-5718	195-6525	152-5717
Hoe	106-0406	—	106-0401	—

BUILT FOR IT.™