



Picture shown may not reflect actual configuration

C9 ACERT™ Sound Attenuated and Weather Protective Enclosures

U.S. Sourced
180 – 300 kW 60 Hz

Features

Robust/Highly Corrosion Resistant Construction

- Factory-installed on skid base
- Environmentally friendly, polyester powder baked paint
- Zinc plated or stainless steel fasteners
- Internally mounted-critical exhaust silencing system (sound attenuated only)
- Externally front-mounted enclosed exhaust silencing system (weather protective only)
- Designed and tested to comply with UL 2200 listed generator set package
- Compression door latches providing solid door seal

Excellent Access

- Large cable entry area for installation ease
- Accommodates side-mounted single or multiple breakers
- Two doors on both sides
- Vertically hinged allow 180° opening rotation and retention with door stays
- Lube oil and coolant drains routed to the exterior of the enclosure base

Transportability

- These enclosures are of extremely rugged construction to withstand outdoor exposure and rough handling common on many construction sites

Security and Safety

- Lockable access doors which give full access to control panel and breaker
- Cooling fan and battery charging alternator fully guarded
- Fuel fill, oil fill, and battery can only be reached via lockable access

- Externally mounted emergency stop button
- Designed for spreader bar lifting to ensure safety
- Stub-up area is rodent proof

Options

- Caterpillar yellow* or white paint
- Weather protective enclosure constructed with 14-gauge steel
- Sound attenuated Level 1 constructed with 14-gauge steel
- Sound attenuated Level 2 constructed with 14-gauge steel
- Sound attenuated enclosure constructed with 12-gauge aluminum (5052 grade)
- UL Listed 203 gallon integral fuel tank
- UL Listed 660 or 1002 gallon sub base fuel tanks
- Seismic certification per applicable building codes: IBC 2000, IBC 2003, IBC 2006, IBC 2009, IBC 2012, CBC 2007, CBC 2010
- IBC certification for 150 mph wind loading
- Anchoring details are site specific and are dependent on many factors such as generator set size, weight and concrete strength. IBC certification requires that the anchoring system used is reviewed and approved by a professional engineer.
- Control panel viewing window**
- Cold weather bundle. Available with SA Level 2 and Aluminum SA enclosures only

**Not available with aluminum enclosures

**Steel sound attenuated only

Enclosure Sound Pressure Levels at Standby Ratings

Enclosure Type	Standby eKW	Cooling Air Flow Rate		Ambient Capability*		(dBA) @ 7m (23 ft) at 100% Load
		m ³ /s	cfm	°C	°F	
Sound Attenuated Level 2	300	351	12395	46	115	71
	250	351	12395	53	127	71
	200	351	12395	59	138	71
Sound Attenuated Level 1	300	351	12395	46	115	75
	250	351	12395	53	127	74
	200	351	12395	59	138	74
Weather Protective	300	516	18222	49	120	82
	250	516	18222	55	131	82
	200	516	18222	60	140	82
Aluminum Sound Attenuated	300	351	12395	46	115	73
	250	351	12395	53	127	72
	200	351	12395	59	138	72

*Cooling system performance at sea level. Consult your Cat® dealer for site specific ambient and altitude capabilities.

Enclosure Sound Pressure Levels at Prime Ratings

Enclosure Type	Prime eKW	Cooling Air Flow Rate		Ambient Capability*		(dBA) @ 7m (23 ft) at 100% Load
		m ³ /s	cfm	°C	°F	
Sound Attenuated Level 2	275	351	12395	50	122	71
	225	351	12395	56	133	71
	180	351	12395	60	140	71
Sound Attenuated Level 1	275	351	12395	50	122	75
	225	351	12395	56	133	74
	180	351	12395	60	140	73
Weather Protective	275	516	18222	52	126	82
	225	516	18222	59	138	82
	180	516	18222	60	140	82
Aluminum Sound Attenuated	275	351	12395	46	115	72
	225	351	12395	56	133	72
	180	351	12395	60	140	72

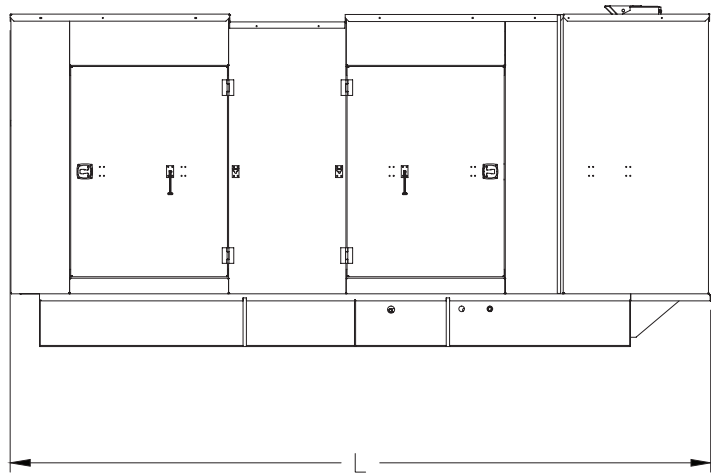
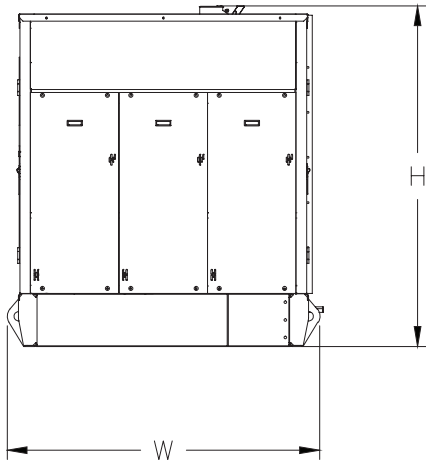
*Cooling system performance at sea level. Consult your Cat dealer for site specific ambient and altitude capabilities. The sound pressure level data shown in the tables above is quoted as free field and is for guidance only. Actual levels produced may vary according to site conditions.

Component Weights to Calculate Package Weight

Narrow Skid		Wide Skid		Steel Enclosures						Aluminum Enclosure	
				Weather Protective		Sound Attenuated Level 1		Sound Attenuated Level 2		Sound Attenuated	
kg	lb	kg	lb	kg	lb	kg	lb	kg	lb	kg	lb
219	483	468	1032	660	1455	1062	2341	1062	2341	629	1387

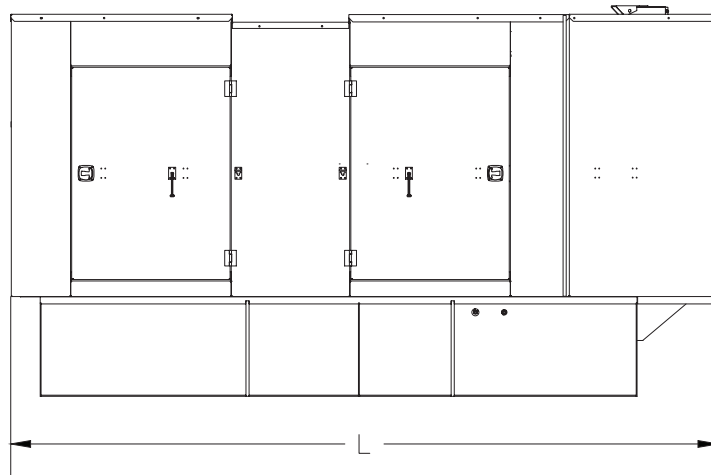
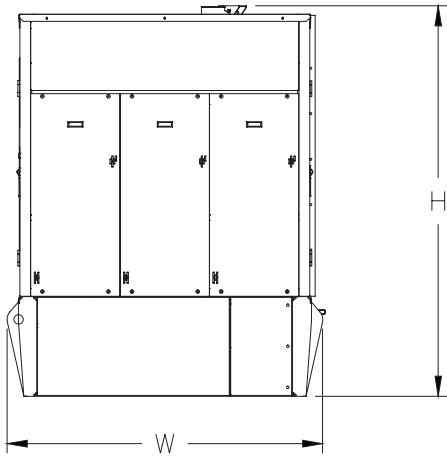
Enclosure Weights and Dimensions

Enclosure on Skid Base



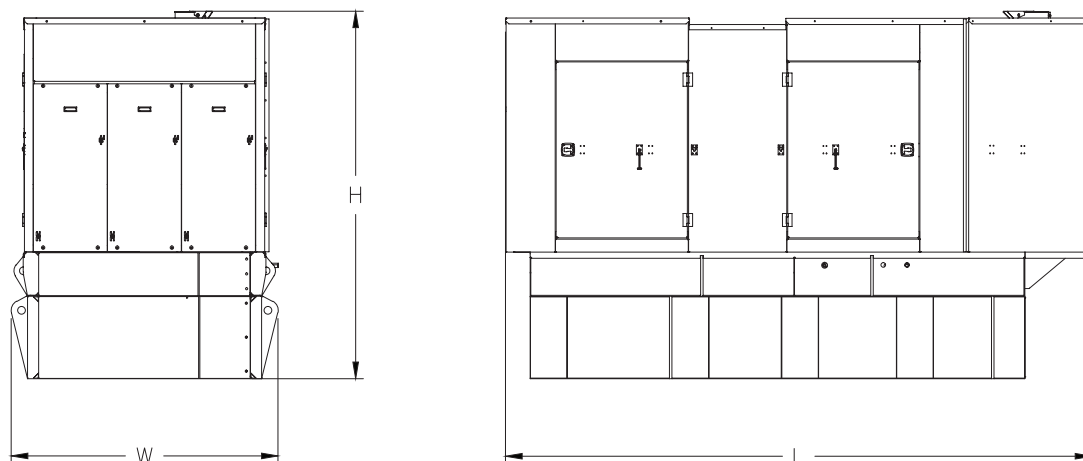
Enclosure Type	Length "L"		Width "W"		Height "H"	
	mm	in	mm	in	mm	in
Sound Attenuated	4515	177.8	2037	80.2	2196	86.5
Weather Protective	4035	158.9	2037	80.2	2142	84.3

Enclosure on a UL Listed 203 Gallon Integral Fuel Tank Base



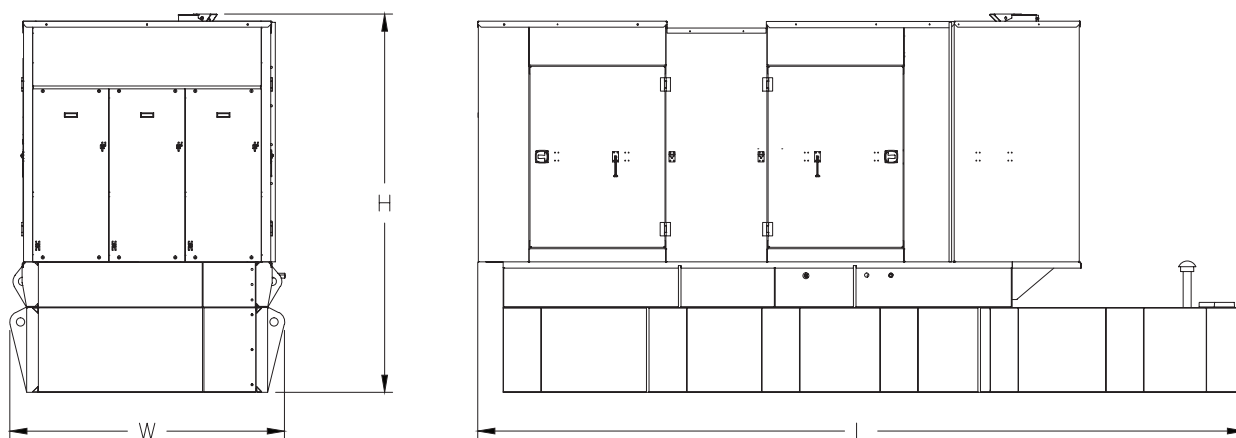
Enclosure Type	Length "L"		Width "W"		Height "H"	
	mm	in	mm	in	mm	in
Sound Attenuated	4515	177.8	2014	79.3	2492	98.1
Weather Protective	4035	158.9	2014	79.3	2438	96.0

Enclosure on a UL Listed 660 Gallon Sub-base Fuel Tank Base



Enclosure Type	Length "L"		Width "W"		Height "H"	
	mm	in	mm	in	mm	in
Sound Attenuated	4515	177.8	2056	80.9	2831	111.5
Weather Protective	4035	158.9	2056	80.9	2777	109.3

Enclosure on a UL Listed 1002 Gallon Sub-base Fuel Tank Base



Enclosure Type	Length "L"		Width "W"		Height "H"	
	mm	in	mm	in	mm	in
Sound Attenuated	5739	225.9	2056	80.9	2831	111.5
Weather Protective	5739	225.9	2056	80.9	2777	109.3

LET'S DO THE WORK.™

LEHE0494-05 (06/20)

www.Cat.com/electricpower
 All rights reserved.
 Materials and specifications are subject to change without notice. The International System of Units (SI) is used in this publication.
 © 2020 Caterpillar. All Rights Reserved. CAT, CATERPILLAR, LET'S DO THE WORK, their respective logos, "Caterpillar Corporate Yellow", the "Power Edge" and Cat "Modern Hex" trade dress as well as corporate and product identity used herein, are trademarks of Caterpillar and may not be used without permission